
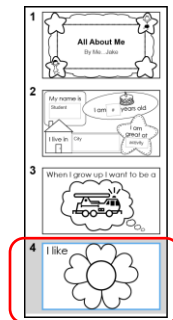


## Assignment 4 What Do You Like?



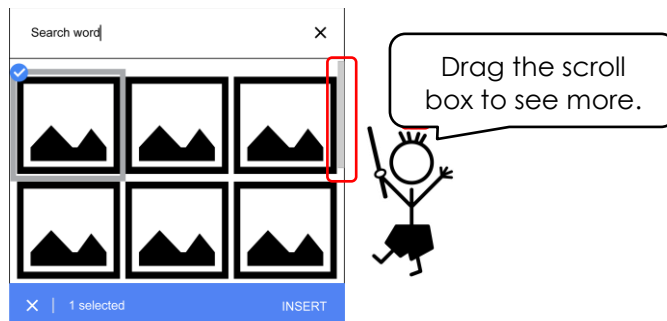
### Sign In to Google Drive and Open All About Me

- ▷ Open your slide show in Slides.  
Click slide 4 or use the PAGE DOWN key.



### Insert Pictures of Things You Like


- ▷ Click *Image*. 
- ▷ Click *Search the web* from the menu.   
In the search box, type **name of item**. Press ENTER.
- ▷ Click on a picture you like. Click *Select*.





- ▷ Use your skills to **resize**  and **move**  the picture into a flower petal.
- ▷ Click *Image* again to find a new picture of the **SAME** item or type in a new search word to find **DIFFERENT** items.




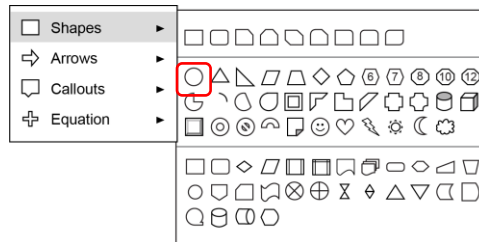
## Insert a Picture of Yourself and Crop It (Optional)



- ▷ Click *Image*. 
- ▷ Click *Drive* from the menu.
- ▷ Click on a picture you like. Click *INSERT*.



- ▷ Click *Mask image* (this is the arrow beside the *Crop tool*). 
- ▷ Pick *Shapes*.  
Select *Oval*.



- ▷ Use your skills to *resize*  and *move*  the picture into the flower.



## Sign Out from Google Drive

