

Assignment 6 About Computer Care

Learn how to take care of your computer.
View the *Do's* and *Don'ts* file. It is in the START folder.


Circle whether the behavior is a **do** or **don't**.

Sit in your chair with feet on floor.



do don't

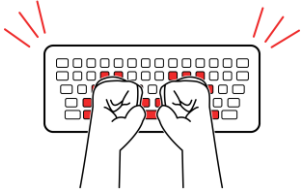
Lean i



do don't

This worksheet reviews behavior introduced in the Do's and Don'ts slide show.

Slam fists on the keyboard.



do **don't**

Press




do don't

Have a clean desk.




do don't

Have a messy desk.



do **don't**

Eat or drink at computer.



do **don't**

Eat or drink away from computer.




do don't

Worksheets may be printed or shared digitally with students.

don't


Group around printer to grab work.




do **don't**

[Learn more about TechnoStart](#)

Type when the teacher is talking.



Listen when the teacher is talking.



The teacher guide includes an answer key.

do

don't

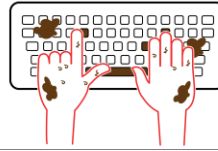
Have clean hands.



do

don't

Have dirty hands.



do

don't

Sign out after using computer.



do

don't

Forget to sign out.



do

don't

Keep clicking if computer is slow.



do

don't


Wait for computer to do a task.



do

don't

Plug in your computer to charge it.



do

don't

Forget to charge your computer.



do

don't