


## Assignment 4 What Do You Like?



### Sign Into Google Drive and Open All About Me

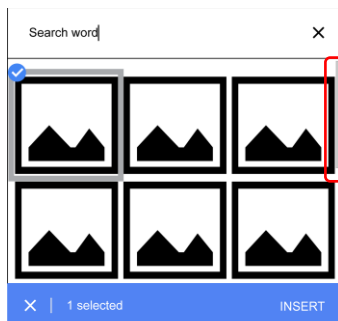
- ▶ Open your slide show in Slides.  
Click slide 4 or use the PAGE DOWN key.



### Insert Pictures of Things You Like

- ▶ Click *Insert Image*. 
- ▶ Click *Search the web* from the menu.   
In the search box, type a **name of an item**. Press ENTER.
- ▶ Click on a picture you like.  Click *Select*.

Add **clipsart** to the search words if you do not want photos.



Drag the scroll box to see more.




- ▶ Use your skills to **resize**  and **move**  the picture into a flower petal.
- ▶ Click *Insert Image* again to find a new picture of the **SAME** item or type in a new search word to find **DIFFERENT** items.




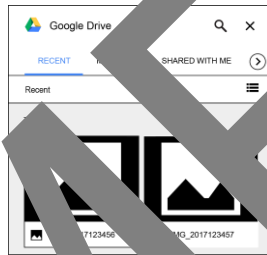
## Insert a Picture of Yourself and Crop It (Optional)

You can insert your photo into the flower.

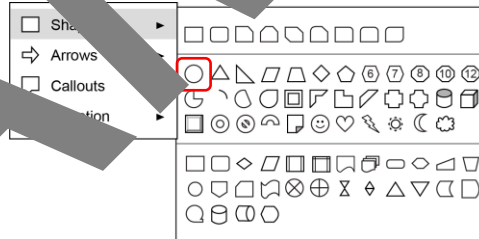
To do this step you must already have a photo in your Google Drive.




- ▷ Click *Insert Image*. 
- ▷ Click *Drive* from the menu.
- ▷ Click on a picture you like. Click *INSERT*.



- ▷ Click *Mask image* (with the arrow beside the crop tool). 
- ▷ Pick *Shapes*.  
Select *Oval*.



- ▷ Use *Resize* skills to *resize*  and *move*  the picture into the flower.



## Sign Out from Google Drive

**TIP:** Print the slide and cut out the flower to make a class bulletin board.

