



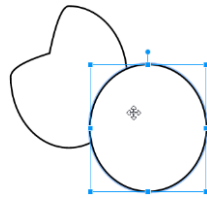





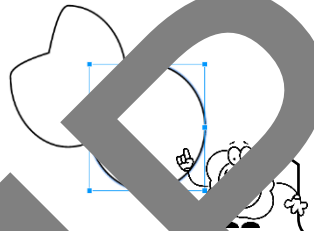


## Draw More Shapes and Adjust the Object Order

- ▷ Use your skills to draw more shapes. 
- ▷ Drag a shape  over top of another shape.



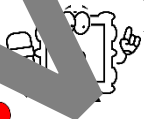
- ▷ Select the top shape.
- ▷ Change the *Fill color*. 
- ▷ From the Arrange menu, select *Order*. Pick *Send to back*.




Object order changes how objects are stacked on top of each other.

- ▷ From the Arrange menu, select *Order*. Pick *Bring to front*.

## Take the Shape Challenge




Put your drawing skills to the test!

Make a red heart 

Make a snowflake with a thick purple outline

- Make a blue star with a dash line



Challenges encourage students to explore Google Drawings.

Can you discover how to make a shape with NO outline?

- Can you discover how to add text to a shape?
- Can you find the *Change shape* option? (Hint: right click the mouse.)

## Sign Out of Google Drive