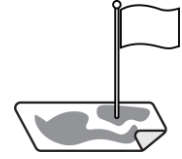




## Assignment 6 Develop Questions for My Country Quiz

Your trivia quiz will have five questions. Follow the instructions to build the quiz. Refer to Assignment 4 for the correct answers.



### Open the My Country Quiz in Google Forms

#### What Is the Capital City?

Write a multiple choice question that has the player pick from a list of choices.

1. ▷ Replace *Untitled Question* with **What is the capital city of Country Name?**

▷ Select *Multiple choice* as the question type. Add the choices:

- Replace Option 1 with the **Capital City**.
- Click *Add option*. Replace Option 2 with an **incorrect answer**.
- Click *Add option*. Replace Option 3 with an **incorrect answer**.

▷ Click *Required*.

Incorrect answers should be large cities to make the answer difficult to guess.

Set *Required* to stop people from skipping the question.

2. ▷ Set the points and correct answer:
  - Click **ANSWER KEY** below the question.
  - Change the points to **1**.
  - Select the correct answer.

3. ▷ Add feedback:
  - Click **ADD ANSWER FEEDBACK** .
  - Select **INCORRECT ANSWERS**. Type **No. The correct answer is capital city.**





Feedback is a way to offer encouragement or share information.


- Select **CORRECT ANSWERS**. Type **Yes!**



▷ Click **SAVE**.

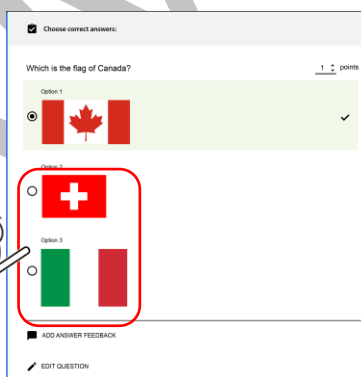
## Which Is the Country's Flag?

Create a multiple choice questions that include pictures as options.


4.
  - ▷ Click *Add question* from the Tools panel. 
  - ▷ Replace *Question* with **Which is the flag of Country Name?**
  - ▷ Select *Multiple choice* as the question type. Add a picture option:
    - Select *Option 1*. Click *Add image* at the end of the line. 



- Click *Search*.
  - Type **country name flag**.
  - Pick a flag you like. Click *Select* to add it to the question.
- ▷ Use your skills to add two incorrect flags.
  - ▷ Click *Required*. 
5.
    - ▷ Set the points and correct answer:
      - Click **ANSWER KEY**  below the question.
      - Change the points to **1**.
      - Select the correct answer.



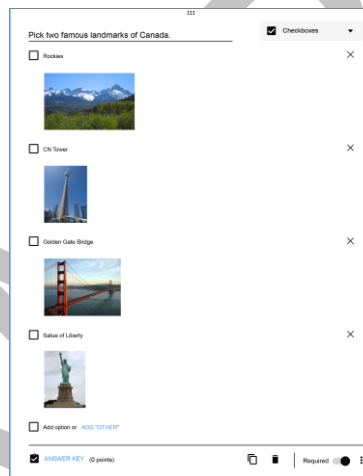
Incorrect flags should be a similar color to trick a person.

6.
  - ▷ Add feedback:
    - Click **ADD ANSWER FEEDBACK**. 
    - Select **INCORRECT ANSWERS**. Type **No. The flag is... describe the colors or symbol**.
    - Select **CORRECT ANSWERS**. Type **You are right!**
  - ▷ Click **SAVE**.

## Which Two Are Famous Landmarks?

Checkboxes allow for more than one answer. Ask a question about famous landmarks.


7. ▷ Click *Add question*.
- ▷ Replace *Question* with **Pick two famous landmarks of Country Name.**
- ▷ Select *Checkboxes* as the question type.
- ▷ Add four landmarks:
  - Replace Option 1 with a **Landmark Name.**
  - Click *Add image*.
  - Click *Add option*. Replace Option 2 with **another landmark** from your country.
  - Click *Add option*. Replace Option 3 with **another landmark** from *another country*.
  - Click *Add option*. Replace Option 4 with **another landmark** from *another country*.
- ▷ Click *Required*.



### Landmark Ideas

mountain  
river or lake  
waterfall  
building  
tower  
bridge

8. ▷ Select the number of correct options:
  - Click *More*. Pick *Response validation*.
  - Click the *Select at least* arrow. Pick *Select exactly*.
  - Type **2** as the Number.
  - Replace *Custom error text* box with **Pick two landmarks.**



9. ▷ Set the points and correct answers:
  - Click **ANSWER KEY**.
  - Change the points to **2**.
  - Select the two correct answers.





*Response validation provides helpful advice to the player.*

- 10. ▷ Provide answer feedback:
  - Click ADD ANSWER FEEDBACK.
  - Click INCORRECT ANSWERS. Type **No, landmark and landmark are not in Country.**
  - Click CORRECT ANSWERS. Type **Terrific!**
- ▷ Click SAVE.

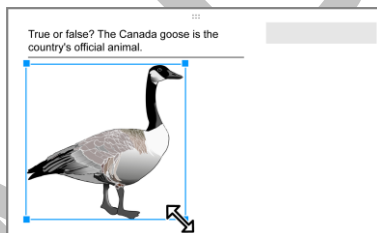
**Is the Fact True or False?**





Add a true or false question. It will use a dropdown list that allows players to pick from a menu. Insert an image to add interest.


- 11. ▷ Click *Add question.* 
- ▷ Replace *Question* with **True or False? Add an interesting fact.**
- ▷ Click *Add image* from the question line to add a picture about the fact. 






- ▷ Drag a corner handle to resize the picture.



- ▷ Click off of the picture to deselect it. The More button will appear.
- ▷ Format the image:
  - Click *More*  on the picture.
  - Align the picture.   
  - Click *Add a caption.* Type the **name of the picture.**








- 12. ▷ Select *Dropdown* as the question type.
  - Replace Option 1 with **True.**
  - Click *Add option.* Replace Option 2 with **False.**
- ▷ Click *Required.* 
- 13. ▷ Set the points and correct answer:
  - Click ANSWER KEY. 
  - Change the points to **1.**
  - Select the correct answer.

14. ▷ Add feedback:
  - Click ADD ANSWER FEEDBACK. 
  - Select INCORRECT ANSWERS. Type **No. Give information about the fact.**
  - Select CORRECT ANSWERS. Type **Super! You know a lot about Country Name.**
- ▷ Click SAVE.



### Can You Identify the National Symbol or Object?

A picture can also be part of the question. Try it!

15. ▷ Click Add question. 
- ▷ Replace Question with **What is the name of this national symbol or object?**
- ▷ Click Add image from the question line to insert a picture of the symbol or object. 
- ▷ Resize , align , and add a caption to the picture.
- ▷ Set the question type to *Dropdown* or *Multiple choice*. Add the options.
- ▷ Click Required. 



Multiple choice shows the options on the screen. Dropdown shows options in a menu.

16. ▷ Click ANSWER KEY.  Set the points to **1** and select the correct answer.
17. ▷ Add feedback:
  - Click ADD ANSWER FEEDBACK. 
  - Select INCORRECT ANSWERS. Type **No. Give information about the symbol or object.**
  - Select CORRECT ANSWERS. Type **Great work!**
- ▷ Click SAVE.

### Order the Answer Options for Each Question (Optional)

You can change the order of the answers.



18. ▷ Click  EDIT QUESTION.
  - ▷ Rest to the left of an answer. Drag the handle up or down to change the position.
  - ▷ Exit Google Forms.