


Session 5 Skill Review: Design a Photo Gallery of Fun Facts


Pick one of your topics. Create a photo gallery of fun facts.




Research Four Fun Facts





1. Use your Internet skills to find four facts that kids will want to know:
 -
 -
 -
 -

Create a Photo Gallery Using a Layout

2. Open your website in Google Sites.
3. Click *Pages* and select the page where you would like to add a photo gallery.
4. Click *Insert*. Click the  icon.
5. In the *Click to edit text* box, type **fact one**.
6. Insert an image without fact one.



Zoom to focus on part of the image:

1. Click *Crop*. 
2. Move the slider. 
3. Drag  the image inside the frame.
4. When done, click the checkmark. 

Apply your skills to complete the photo gallery of fun facts. For example:



8. Preview  the web page.
9. Sign out of Google Drive.