

Assignment 11: Visit the Webcam Observatory

Are you ready to take a trip around the world without leaving your chair? Head over to the Webcam Observatory. Here you can view sites and attractions by watching webcams. A *webcam* is a video camera which streams live videos or images so that viewers can see what is happening in remote locations in *real time*. Real time means that you can watch what you see is occurring RIGHT NOW.



Add the Webcam Stamp to the Passport

- ✎ Use your skills to add the **webcams** stamp to the passport. Now you can watch live video feeds in the e-Playground.



Visit the Webcam Observatory and Bookmark Zoo Cams in the Playground Folder

- ✎ Open Internet Explorer. 
- ✎ View the bookmarks in the *TechnoJourney Favorites Webcams* folder.
- OR
In the address bar, type **www.google.com**.
Type **zoo cams** in the search box. Press ENTER.
- ✎ View the results and click on a link to view a webcam.
- ✎ Use your skills to bookmark any webcams that you like in your **Playground** folder.
- ✎ (Optional) **IF YOU DO NOT HAVE** a **Playground** folder in either the Favorites Center or your Bookmarks folder create one:



Favorites Center

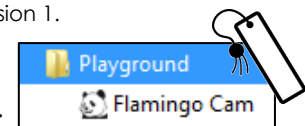
- a) Click *Favorites*. 
- b) Right click on **your name** folder.
- c) Select *Create new folder*.
- d) Type **Playground** and press ENTER.

Bookmarks Folder


- a) Go to the Bookmarks folder.
- b) Right click a blank area of the window.
- c) Point to New and select *Folder*.
- d) Type **Playground** and press ENTER.

TIP: If you do not know how to use bookmarks, refer to the instructions in Assignment 4 in Session 1.

- ✎ Use your skills to bookmark the webcam in your **Playground** folder.



Favorites Center

- a) Click *Favorites*. 
- b) Click *Add to Favorites*.
- c) Edit the **name** in the Name: box.
- d) Select **Playground** in Create in: box.
- e) Click Add.

Bookmarks Folder

- a) Copy the URL from the address bar.
- b) Go to the **Playground** folder.
- c) Right click a blank area of the window.
- d) Point to New and select *Shortcut*.
- e) Paste the URL into the *location* box.
- f) Type a **name** for the shortcut. Click *Finish*.

Take a Trip to the Zoo – Use the Internet to View Animal Webcams



1. Use your skills to locate and watch webcams for three animals.
Answer the questions for each animal webcam.

- | | | | |
|----------------|---------------|-------------|---------------|
| • birds | • butterflies | • elephants | • fish |
| • hippopotamus | • giraffes | • gorillas | • jellyfish |
| • lions | • monkeys | • octopus | • orangutans |
| • otters | • pandas | • penguins | • polar bears |
| • rats/mice | • reptiles | • seals | • sharks |
| • snakes | • tigers | • whales | • zebras |

Animal #1: _____

Zoo Name: _____

Could you see the animal doing anything on the camera? ☐ yes ☐ no

Was it fun and interesting to watch? ☐ yes ☐ no

Do you prefer to view this animal by webcam or in person? ☐ webcam ☐ in person

Animal #2: _____

Zoo Name: _____

Could you see the animal doing anything on the camera? ☐ yes ☐ no

Was it fun and interesting to watch? ☐ yes ☐ no

Do you prefer to view this animal by webcam or in person? ☐ webcam ☐ in person

Animal #3: _____


Zoo Name: _____

Could you see the animal doing anything on the camera? ☐ yes ☐ no

Was it fun and interesting to watch? ☐ yes ☐ no

Do you prefer to view this animal by webcam or in person? ☐ webcam ☐ in person

The Virtual Zoo



Turn the computer room into a virtual zoo!
Pick your favorite animal webcam and load it on your computer. Now, walk around the room to view all the other webcams chosen by your classmates.




🖱️ View your favorite animal webcam.

- When all of your classmates are ready, walk around the room to see all the animals!

Questions About Online Webcam Viewing

2. Check all the reasons you **like** viewing animals by webcam.
 - ☐ You do not have to travel.
 - ☐ You can see animals from around the world.
 - ☐ You can see the animal up close.
 - ☐ You can look at the animals at any time of day.
 - ☐ You did not get hot or tired by walking around the zoo.
 - ☐ There is no one to block your view of the animals.
 - ☐ You can hear the noises coming from the animal.
 - ☐ You can see some animals in their natural habitat.
 - ☐ You can see an animal that is not in your local zoo.
 - ☐ You can share the link to the webcam with your friends and family.
 - ☐ You can bookmark the link so that you can go back and look at it again.
 - ☐ The camera was in color and it was just like being there!
3. Check all the reasons you **do not like** viewing animals by webcam.
 - ☐ You cannot see the animal.
 - ☐ The camera feed is slow to load.
 - ☐ The link to the camera didn't work.
 - ☐ The camera is offline.
 - ☐ You had to watch a commercial before you could see the webcam.
 - ☐ The web page was confusing to find the link to the webcam.
 - ☐ You could not find a webcam for the animal you wanted to see.
 - ☐ The webcam did not move around. It stayed focused on one spot.
 - ☐ You have a slow Internet connection and the video was choppy.
 - ☐ You cannot hear any sound coming from the animal.
 - ☐ The video was in black and white.

Webcams! Webcams! Webcams!

There are many webcams on the Internet.
Use your skills to find webcams. Below are some ideas.
Bookmark your favorites!

- museum webcam
- underwater webcam
- railway webcam
- ski webcam
- shopping mall webcam
- theme park webcam
- traffic webcam
- live New York webcam
- live street camera
- Hawaii webcam
- beach webcam
- national park webcam

Webcam Tips

- ✓ *Unable to see webcam:* Some web pages place an online form or advertising over top of the camera. You must close the form or ad before you can see the webcam.
- ✓ *Use government webcams:* Some web pages have too many advertisements. However, government web pages tend to have no advertising.
- ✓ *Visit well-known places:* Famous museums, national parks, theme parks, and landmarks tend to have quality webcams that work.
- ✓ *Use the word "live":* To avoid viewing static pictures use the word **live** in your search word so that you will only find real-time video.
- ✓ *Consider the time of day:* Webcams are from around the world. While you are awake, in other parts of the world the people might be asleep. If you view a webcam in the middle of the night it is likely to be dark or there may not be anything happening.
- ✓ *Be patient:* You might be viewing a webcam from very far away. It can take a few seconds for the webcam to load on the web page.
- ✓ *Webcam time limits:* Some websites restrict the amount of time you can watch the webcam feed. Some will force you to refresh the page before it can be viewed again.

Close Internet Explorer

🖱️ Click the Close button.

